




# Interruptores de superficie IP40/IP55

Surface switches IP40/IP55 Protection



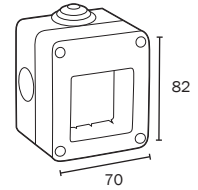
Grado de protección/ <i>degree of protection</i>	IP40/IP55
Resistencia al impacto/ <i>resistance to impact</i>	IK 07
Resistencia al hilo incandescente/ <i>test of resistance to glow wire</i>	850° C partes activas/650° el resto/850° C <i>active parts/650° the rest</i>
Grado de autoextinguibilidad/ <i>auto-extinguishing degree</i>	HB(UL94)
Estabilidad dimensional/ <i>dimensional stability</i>	-25°C+85°C
Presión de bola/ <i>ball pressure test</i>	70° C
Norma aplicada/ <i>Applicable norm</i>	UNE 20 451 (CEI 670)/ UNE 20 315/ UNE EN 60 669



Ref. Item. 20010

**BASE MODULAR IP40**  
**MODULAR BASE**  
 Unitaria 1 elemento 45x45  
 1 element 45x45

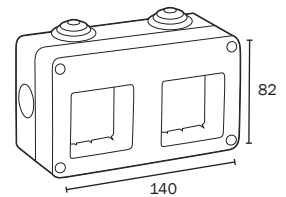
		
	8	56



Ref. Item. 20020




**BASE MODULAR IP40**  
**MODULAR BASE**  
 Doble horizontal 2 elementos 45x45  
 Horizontal double 2 elements 45x45

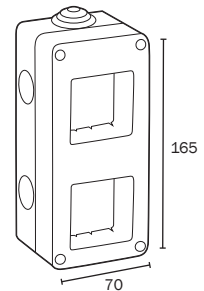
		
	9	27



Ref. Item. 20030

**BASE MODULAR IP40**  
**MODULAR BASE**  
 Doble vertical 2 elementos 45x45  
 Vertical double 2 elements 45x45




		
	10	30

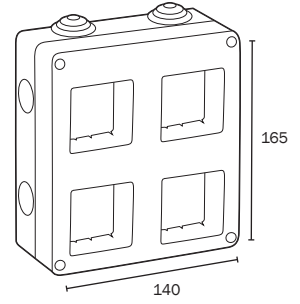


Ref. Item. 20040



**BASE MODULAR IP40**  
**MODULAR BASE**  
Cuadruple 4 elementos 45x45  
Quaduple 4 elements 45x45

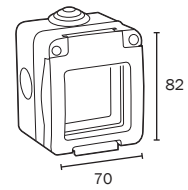
		
	1	14



Ref. Item. 19010

**BASE MODULAR IP55**  
**MODULAR BASE**  
 Unitaria 1 elemento 45x45  
 1 element 45x45

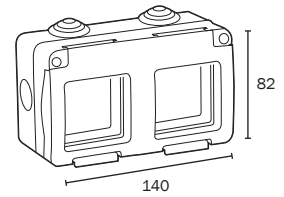
		
	8	56



Ref. Item. 19020

**BASE MODULAR IP55**  
**MODULAR BASE**  
 Doble horizontal 2 elementos 45x45  
 Horizontal double 2 elements 45x45

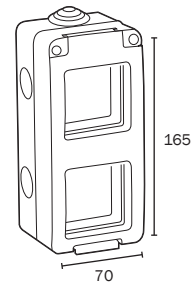
		
	9	27



Ref. Item. 19030

**BASE MODULAR IP55**  
**MODULAR BASE**  
 Doble vertical 2 elementos 45x45  
 Vertical double 2 elements 45x45




		
	10	30

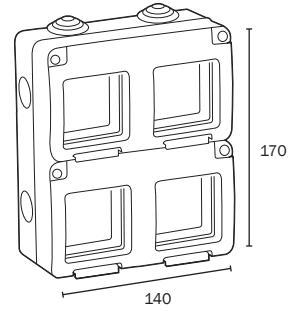


Ref. Item. 19040



**BASE MODULAR IP55**  
**MODULAR BASE**  
Cuadrúple 4 elementos 45x45  
Quaduple 4 elements 45x45

		
	1	14



Ref. Item. 2710

**INTERRUPTOR SWITCH**

 Conmutador, 10A-250V  
 1 gang, 1 way, 10A-250V

<input type="checkbox"/>	<input checked="" type="checkbox"/>	<input checked="" type="checkbox"/>
	30	180

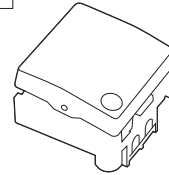


Ref. Item. 2713

**LED LED**

 Led luminoso blanco para conmutador y pulsador, 10A-250V  
 White led for switch

<input type="checkbox"/>	<input checked="" type="checkbox"/>	<input checked="" type="checkbox"/>
	1	-



Ref. Item. 2711

**INTERRUPTOR SWITCH**

 Pulsador timbre, 10A-250V  
 Bell push, 10A-250V

<input type="checkbox"/>	<input checked="" type="checkbox"/>	<input checked="" type="checkbox"/>
	30	180

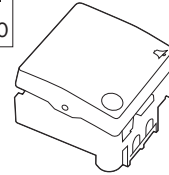


Ref. Item. 2712

**INTERRUPTOR SWITCH**

 Pulsador luz, 10A-250V  
 Light push, 10A-250V

<input type="checkbox"/>	<input checked="" type="checkbox"/>	<input checked="" type="checkbox"/>
	30	180

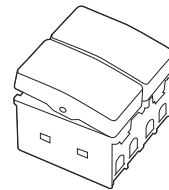


Ref. Item. 2700

**INTERRUPTOR SWITCH**

 Doble conmutador, 10A-250V  
 2 way, 2 gang, 10A-250V

<input type="checkbox"/>	<input checked="" type="checkbox"/>	<input checked="" type="checkbox"/>
	30	180

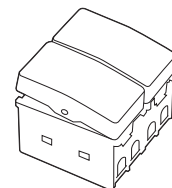


Ref. Item. 2701

**INTERRUPTOR SWITCH**

 Conmutador + pulsador timbre,  
 10A 250V  
 2 gang, 1way + Bell push, 10A-250V

<input type="checkbox"/>	<input checked="" type="checkbox"/>	<input checked="" type="checkbox"/>
	30	180



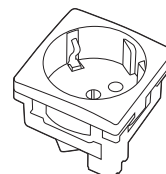
Ref. Item. 2800



**TOMA DE CORRIENTE SOCKET**

Con TT lateral, 16A-250V  
Socket with earth, 16A-250V

<input type="checkbox"/>	<input checked="" type="checkbox"/>	<input checked="" type="checkbox"/>
	30	180



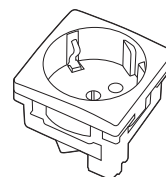
Ref. Item. 2810



**TOMA DE CORRIENTE SOCKET**

Con TT lateral, 16A-250V, color rojo  
Socket with earth, 16A-250V, red colour

<input checked="" type="checkbox"/>	<input checked="" type="checkbox"/>	<input checked="" type="checkbox"/>
	30	180



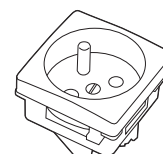
Ref. Item. 2811



**TOMA DE CORRIENTE SOCKET**

Con TT francesa, 10A-250V  
French type socket, 10A-250V

<input type="checkbox"/>	<input checked="" type="checkbox"/>	<input checked="" type="checkbox"/>
	30	180



Ref. Item. 2812

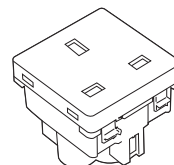


**NUEVO/NEW**

**TOMA DE CORRIENTE SOCKET**

Con TT britanica, 10A-250V  
British type socket, 10A-250V

<input type="checkbox"/>	<input checked="" type="checkbox"/>	<input checked="" type="checkbox"/>
	30	180

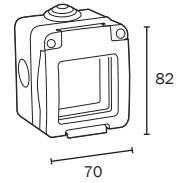


14  
15

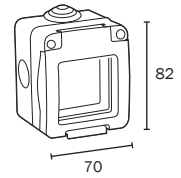
Famatec



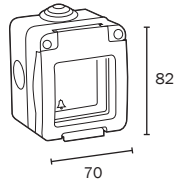
Ref. Item. 19032

**NUEVO/NEW**
**INTERRUPTOR SWITCH**  
 Conmutador, 10A-250V  
 1 gang, 1 way, 10A-250V


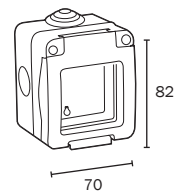
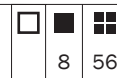
Ref. Item. 19072

**NUEVO/NEW**
**INTERRUPTOR SWITCH**  
 Conmutador luminoso, 10A-250V  
 Luminous switch, 10A-250V


Ref. Item. 19038

**NUEVO/NEW**
**INTERRUPTOR SWITCH**  
 Pulsador timbre, 10A-250V  
 Bell push, 10A-250V


Ref. Item. 19039

**NUEVO/NEW**
**INTERRUPTOR SWITCH**  
 Pulsador luz, 10A-250V  
 Light push, 10A-250V


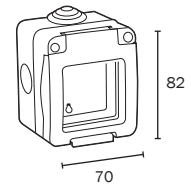


Ref. Item. 19073

**NUEVO/NEW**

**INTERRUPTOR SWITCH**

Pulsador luz luminoso, 10A-250V  
Luminous push light, 10A-250V

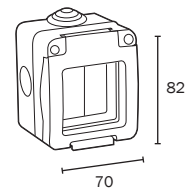


Ref. Item. 19044

**NUEVO/NEW**

**INTERRUPTOR SWITCH**

Doble conmutador, 10A-250V  
2 gang, 2 way, 10A-250V



16  
17

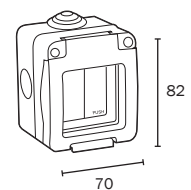
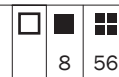


Ref. Item. 19045

**NUEVO/NEW**

**INTERRUPTOR SWITCH**

Conmutador + pulsador, 10A-250V  
1 gang, 1 way + bell push, 10A-250V

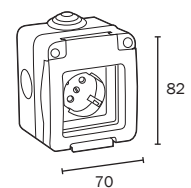


Ref. Item. 19068

**NUEVO/NEW**

**TOMA DE CORRIENTE SOCKET**

Con TT lateral, 16A-250V  
Socket with earth, 16A-250V



Famatec

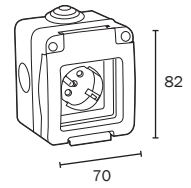
Ref. Item. 19062

**NUEVO/NEW**

**INTERRUPTOR SWITCH**

Con TT francesa, 10A-250V  
Socket with french earth, 10A-250V

		
	8	56






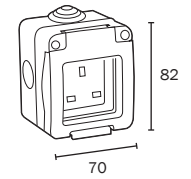
Ref. Item. 19063

**NUEVO/NEW**

**INTERRUPTOR SWITCH**

Toma inglesa, 10A-250V  
English socket, 10A-250V

		
	8	56






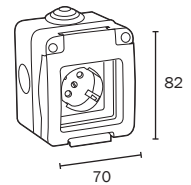
Ref. Item. 19074

**NUEVO/NEW**

**INTERRUPTOR SWITCH**

Con TT lateral, 16A-250V  
Socket with earth, 16A-250V

		
	8	56






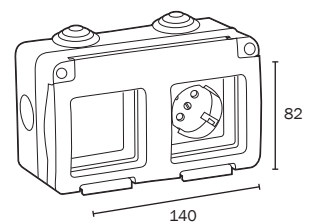
Ref. Item. 19033

**NUEVO/NEW**

**INTERRUPTOR SWITCH**

Conmutador 10A-250V + toma de corriente, 16A-250V  
1 gang, 1 way 10A-250V + socket, 16A-250V.

		
	9	27



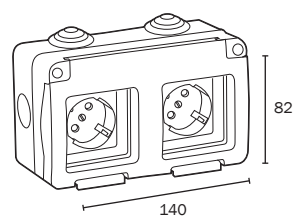
Ref. Item. 19071

**NUEVO/NEW**

**INTERRUPTOR SWITCH**


Con TT lateral, 16A-250V  
Socket with earth, 16A-250V

<input type="checkbox"/>	<input checked="" type="checkbox"/>	<input type="checkbox"/>
	9	27



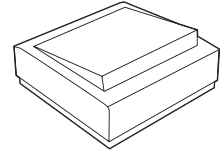
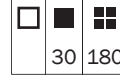
18  
19

Famatec




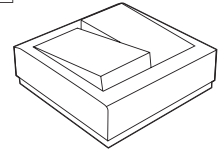
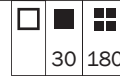
Ref. Item. 8002

**NUEVO/NEW**
**INTERRUPTOR SWITCH**

 Conmutador, 10A-250V  
 1 gang, 1 way, 10A-250V



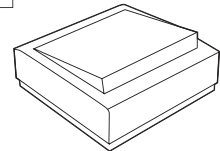
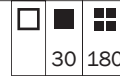
Ref. Item. 8003

**NUEVO/NEW**
**INTERRUPTOR SWITCH**

 Doble conmutador, 10A-250V  
 2 gang, 2 way, 10A-250V.


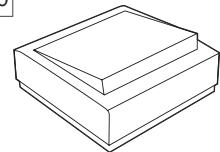
Ref. Item. 8010

**NUEVO/NEW**
**INTERRUPTOR SWITCH**

 Pulsador timbre, 10A-250V  
 Bell push, 10A-250V


Ref. Item. 8011

**NUEVO/NEW**
**INTERRUPTOR SWITCH**

 Pulsador luz, 10A-250V  
 Light push, 10A-250V


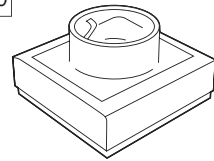
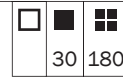


Ref. Item. 8023

**NUEVO/NEW**

**INTERRUPTOR SWITCH**

Con TT lateral, 16A-250V  
Socket with earth, 16A-250V

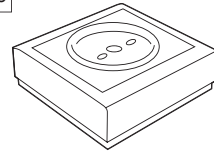
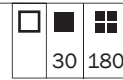




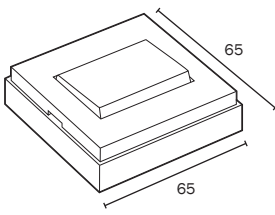



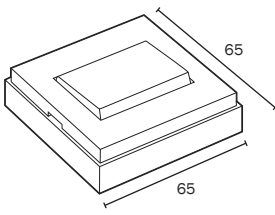



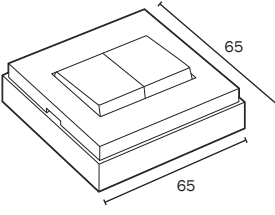



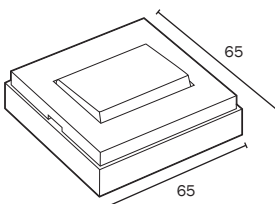

Ref. Item. 8024

**NUEVO/NEW**

**INTERRUPTOR SWITCH**

Sin TT, 10A-250V  
Socket without earth, 10A-250V.



	Ref. Item. 5001	<b>INTERRUPTOR SWITCH</b> Interruptor, 10A-250V 1 gang, 1 way, 10A-250V	 30 240	
	Ref. Item. 5001-B	Interruptor, 10A-250V 1 gang, 1 way, 10A-250V	 30 240	
	Ref. Item. 5002	<b>INTERRUPTOR SWITCH</b> Conmutador, 10A-250V 1 gang, 1 way, 10A-250V	 30 240	
	Ref. Item. 5002-B	Conmutador, 10A-250V 1 gang, 1 way, 10A-250V	 30 240	
	Ref. Item. 5003	<b>INTERRUPTOR SWITCH</b> Doble conmutador, 10A-250V 2 gang, 2 way, 10A-250V	 30 240	
	Ref. Item. 5003-B	Doble conmutador, 10A-250V 2 gang, 2 way, 10A-250V	 30 240	
	Ref. Item. 5004	<b>INTERRUPTOR SWITCH</b> Cruzamiento, 10A-250V 1 way intermediate switch, 10A-250V	 30 240	
	Ref. Item. 5004-B	Cruzamiento, 10A-250V 1 way intermediate switch, 10A-250V	 30 240	



Ref. Item. 5010

**INTERRUPTOR SWITCH**

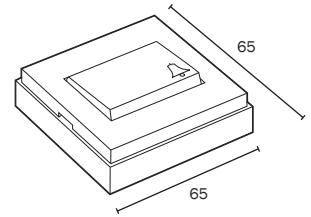
Pulsador timbre, 10A-250V  
Bell push, 10A-250V

<input type="checkbox"/>	<input checked="" type="checkbox"/>	<input checked="" type="checkbox"/>
	30	240

Ref. Item. 5010-B

Pulsador timbre, 10A-250V  
Bell push, 10A-250V

<input checked="" type="checkbox"/>	<input checked="" type="checkbox"/>	<input checked="" type="checkbox"/>
	30	240



Ref. Item. 5011

**INTERRUPTOR SWITCH**

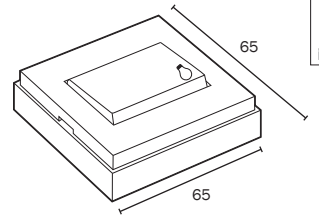
Pulsador luz, 10A-250V  
Light push, 10A-250V

<input type="checkbox"/>	<input checked="" type="checkbox"/>	<input checked="" type="checkbox"/>
	30	240

Ref. Item. 5011-B

Pulsador luz, 10A-250V  
Light push, 10A-250V

<input checked="" type="checkbox"/>	<input checked="" type="checkbox"/>	<input checked="" type="checkbox"/>
	30	240



22  
23

Ref. Item. 5022

**TOMA DE CORRIENTE SOCKET**

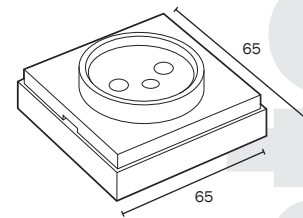
Con TT desplazada, 10A-250V  
Socket with earth, 10A-250V

<input type="checkbox"/>	<input checked="" type="checkbox"/>	<input checked="" type="checkbox"/>
	24	192

Ref. Item. 5022-B

Con TT desplazada, 10A-250V  
Socket with earth, 10A-250V

<input checked="" type="checkbox"/>	<input checked="" type="checkbox"/>	<input checked="" type="checkbox"/>
	24	192



Ref. Item. 5024

**TOMA DE CORRIENTE SOCKET**

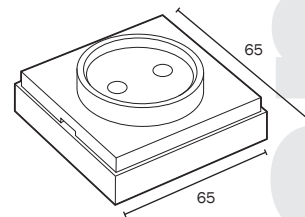
Sin TT, 10A-250V  
Socket without earth, 10A-250V

<input type="checkbox"/>	<input checked="" type="checkbox"/>	<input checked="" type="checkbox"/>
	24	192

Ref. Item. 5024-B

Sin TT, 10A-250V  
Socket without earth, 10A-250V




<input checked="" type="checkbox"/>	<input checked="" type="checkbox"/>	<input checked="" type="checkbox"/>
	24	192



Famatec




Ref. Item. 5023


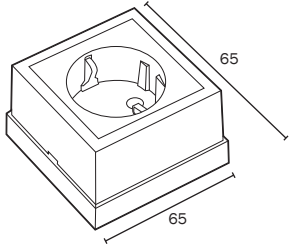
**TOMA DE CORRIENTE SOCKET**  
 Con TT lateral. 16A-250V  
 Socket with earth, 16A-250V

		
	25	75

Ref. Item. 5023-B




Con TT lateral. 16A-250V  
 Socket with earth, 16A-250V

		
	25	75




Ref. Item. 5033

**TOMA DE TV-FM SOCKET TV-FM**  
 Toma única TV-FM  
 First level TV-FM socket

		
	10	80




Ref. Item. 5033-B

Toma única TV-FM  
 First level TV-FM socket

		
	10	80




Ref. Item. 5034

Toma intermedia TV-FM  
 Middle level TV-FM socket

		
	10	80




Ref. Item. 5034-B

Toma intermedia TV-FM  
 Middle level TV-FM socket

		
	10	80




Ref. Item. 5035


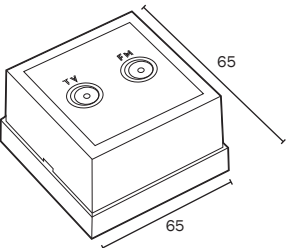
Toma final TV-FM  
 Final level TV-FM socket

		
	10	80

Ref. Item. 5035-B

Toma final TV-FM  
 Final level TV-FM socket

		
	10	80

Ref. Item. 5036

**TOMA DE TELEFONÍA TELEPHONE SOCKET**  
 Telefonía 6 vías  
 6 way telephone socket

		
	10	80

Ref. Item. 5036-B

Telefonía 6 vías  
 6 way telephone socket

		
	10	80

Ref. Item. 5037

Telefonía 8 vías  
 8 way telephone socket

		
	10	80

Ref. Item. 5037-B

Telefonía 8 vías  
 8 way telephone socket




		
	10	80




Ref. Item. 5500




**ZÓCALOS BACK PLATE**

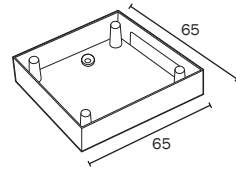
Zócalo unitario  
Single back plate

		
	30	240

Ref. Item. 5500-B

Zócalo unitario  
Single back plate




		
	30	240



Ref. Item. 5502




**ZÓCALOS BACK PLATE**

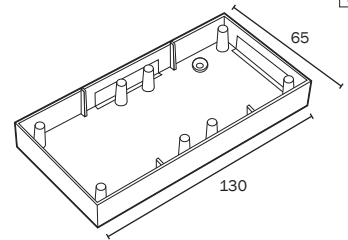
Zócalo doble  
Double back plate

		
	15	120

Ref. Item. 5502-B

Zócalo doble  
Double back plate

		
	15	120






24  
25

Ref. Item. 5503




**ZÓCALOS BACK PLATE**

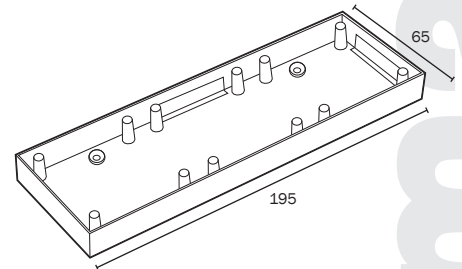
Zócalo triple  
Triple back plate

		
	10	80

Ref. Item. 5503-B

Zócalo triple  
Triple back plate

		
	10	80



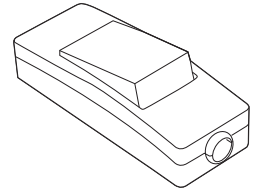
Famatec

Ref. Item. 4402



**INTERRUPTOR SWITCH**  
 Interruptor de paso, 10A-250V  
 Trailing switch, 10A-250V

<input type="checkbox"/>	<input checked="" type="checkbox"/>	<input checked="" type="checkbox"/>
	60	360

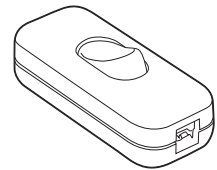


Ref. Item. 4403



**INTERRUPTOR SWITCH**  
 Interruptor de paso, 2A-250V  
 Trailing switch, 2A-250V

<input type="checkbox"/>	<input checked="" type="checkbox"/>	<input checked="" type="checkbox"/>
	50	600

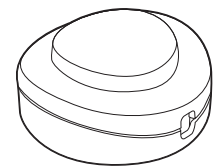


Ref. Item. 4405



**INTERRUPTOR SWITCH**  
 Interruptor de pie, 2A-250V  
 Foot switch, 2A-250V

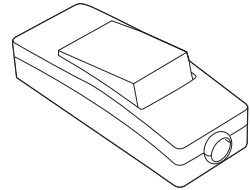
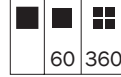
<input type="checkbox"/>	<input checked="" type="checkbox"/>	<input checked="" type="checkbox"/>
	25	150



Ref. Item. 4402-N



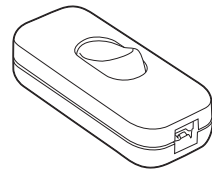
**INTERRUPTOR SWITCH**  
Interruptor de paso, 10A-250V  
*Trailing switch, 10A-250V*



Ref. Item. 4403-N



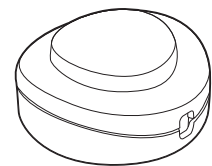
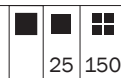
**INTERRUPTOR SWITCH**  
Interruptor de paso, 2A-250V  
*Trailing switch, 2A-250V*



Ref. Item. 4405-N



**INTERRUPTOR SWITCH**  
Interruptor de pie, 2A-250V  
*Foot switch, 2A-250V*



26  
27

Famate!